

# MAXIMA

BOATS





## Maxima 35

### Specifications

<b>Length:</b>	10,40 meter
<b>Beam:</b>	3,40 meter
<b>Draft:</b>	0,60 meter
<b>Weight:</b>	4500 kg
<b>CE category:</b>	C
<b>Number of people:</b>	12
<b>Maximum power:</b>	2x 400 hp
<b>Bridge clearance:</b>	1,60 meter

### Standard equipment

- Hull and deck: aluminium seawater resistant
- Standard hull and deck color: metallic high gloss AWL grip
- Rubber protective strip around the bathplatform with stainless steel endings
- Stainless steel bow protecting strip with eye
- Stainless steel handrail on bathplatform
- Stainless steel swimming ladder
- Stainless steel cleats (8 pieces)
- Stainless steel gas springs on storage boxes
- Self-draining cockpit
- Storage boxes
- Perfect seats
- Steering console ergonomically shaped
- Helm seat height and distance adjustable
- Steering system deluxe hydraulic steering height adjustable
- Luxury steering wheel (carbon/suede)
- Luxury cushions (diamond/hitch/buck)
- Bun cushion
- Enclosed cabin with storage
- Skai leather upholstery in cabin
- Reading lights in cabin
- Mattresses with inlay in cabin
- Sink with corian top
- Hob with corian top
- Fire extinguisher by steering console
- Automatic fire extinguisher in engine room
- Main power switch
- 2x 90 AH house batteries
- 2x 90 AH starters batteries
- Battery charger 30 AH Victron
- Maxima switch panel deluxe with 2x USB charger on dashboard
- LED navigation lights integrated in bow
- Bilge pump
- Waterline (color: black/white/grey/orange)
- Antifouling system 5 layers incl. epoxy underlay
- Bow pro 65 kgf
- Flexiteek floor, flexiteek foredeck, flexiteek passage, flexiteek bathplatform
- Bow electric anchor winch stainless steel



## Maxima 35

The Maxima 35 is raising the bar. Or should we say: increase the engine power. This boat can be powered by a twin engine up to 2x 400 hp. The Maxima 35 stands out for its modern shapes. This boat has lots of storage space and a practical passage to the bathplatform. With the Maxima 35 there's enough sundeck for everybody. There's no better guarantee for safe travels in all conditions. So, go ahead and invite people for a cruise in the sun or onboard BBQ. You can even join for multi-day trips because the cabin sleeps 2.





## Maxima 840

### Specifications

<b>Length:</b>	8,40 meter
<b>Beam:</b>	2,80 meter
<b>Draft:</b>	0,50 meter
<b>Weight:</b>	2050 kg
<b>CE category:</b>	C
<b>Number of people:</b>	12
<b>Maximum power:</b>	350 hp
<b>Bridge clearance:</b>	1,40 meter

### Standard equipment

- Standard hull color:  
black, dark grey, light grey, dark blue or white
- Stainless steel protective strip around the swim platform
- Stainless steel protective strip bow including eye
- Stainless steel handrail swim platform
- Stainless steel rail on well
- Storage boxes
- Separate toilet or storage in the front
- Storage boxes for kitchen or refrigerator
- Stainless steel cleats (6 pieces)
- Perfect seat
- Luxury cushions (diamond/hitch/buck)
- Fuel tank 270 liters with sensor
- Steering console
- Steering system deluxe no feedback
- Steering wheel
- Waterline (color: black, white, grey or orange)
- Stainless steel strip hull



## Maxima 840

The Maxima 840 tender is absolutely unique! This is the first boat in Europe that has an outboard motor in the well and is also trimable. This is possible up to 350 hp outboard motor. The Maxima 840 also has a beautiful toilet area as standard, which can also serve as storage space. Lots of storage space, a practical passage to the swim platform and a great sun lounge.

👑 Maxima 840



👑 Maxima 840





## Maxima 740

### Specifications

<b>Length:</b>	7,60 meter
<b>Beam:</b>	2,59 meter
<b>Draft:</b>	0,50 meter
<b>Weight:</b>	1650 kg
<b>CE category:</b>	C
<b>Number of people:</b>	12
<b>Maximum power:</b>	250 hp
<b>Bridge clearance:</b>	1,40 meter

### Standard equipment

- Standard hull color:  
black, dark grey, light grey, dark blue or white
- Stainless steel protective strip around the swim platform
- Stainless steel protective strip bow including eye
- Stainless steel handrail swim platform
- Storage boxes
- Separate toilet or storage in the front
- Storage boxes for kitchen or refrigerator
- Stainless steel cleats (6 pieces)
- Perfect seat
- Luxury cushions (diamond/hitch/buck)
- Fuel tank 270 liters with sensor
- Steering console
- Steering system deluxe no feedback
- Steering wheel
- Waterline (color: black, white, grey or orange)
- Stainless steel strip hull

## Maxima 740

The maxima 740 tender is absolutely unique! With a 150 hp outboard motor in the well it is completely trimable. The maximum power is up to 250 hp. With its unique sailing characteristics, this boat is distinctive on many aspects!



top  
speed  
**70**  
km/h!





## Maxima 640

### Specifications

<b>Length:</b>	6,60 meter
<b>Beam:</b>	2,59 meter
<b>Draft:</b>	0,50 meter
<b>Weight:</b>	1250 kg
<b>CE category:</b>	C
<b>Number of people:</b>	10
<b>Maximum power:</b>	250 hp
<b>Bridge clearance:</b>	1,40 meter

### Standard equipment

- Standard hull color:
  - black, dark grey, light grey, dark blue or white
- Stainless steel protective strip around the swim platform
- Stainless steel protective strip bow including eye
- Stainless steel rail swim platform
- Stainless steel cleats
- Storage boxes
- Perfect seat
- Luxury cushions (diamond/hitch/buck)
- Fuel tank 270 liters with sensor
- Steering console
- Steering system deluxe no feedback
- Steering wheel
- Waterline (color: black, white, grey or orange)
- Rubber protective strip with stainless steel

## Maxima 640

Relaxed or fast sailing, both are possible with the new Maxima 640.  
Following on the series of the Maxima 840 and 740, the 640 is now presented.





👑 Maxima 640



👑 Maxima 640



## Maxima 820 Retro

### Specifications

<b>Length:</b>	8,20 meter
<b>Beam:</b>	2,80 meter
<b>Draft:</b>	0,50 meter
<b>Weight:</b>	2050 kg
<b>CE category:</b>	C
<b>Number of people:</b>	12
<b>Maximum power:</b>	250 hp
<b>Bridge clearance:</b>	1,45 meter

### Standard equipment

- Standard hull color:  
black, dark grey, light grey, dark blue or white
- Stainless steel protective strip around the swim platform
- Stainless steel protective strip bow including eye
- Stainless steel handrail swim platform
- Storage boxes
- Separate toilet or storage in the front
- Storage boxes for kitchen or refrigerator
- Stainless steel cleats (6 pieces)
- Perfect seat
- Luxury cushions (diamond/hitch/buck)
- Fuel tank 270 liters with sensor
- Steering console
- Steering system deluxe no feedback
- Steering wheel
- Waterline (color: black, white, grey, orange)
- Rope (color: natural or black)



## Maxima 820 Retro

A classic sloop with chic design. Cruise waters comfortably with up to twelve people with versatile seating, deep freeboard, and the widest cabin in its class. Find your happy place anywhere on deck. Move around the center console on both sides, get comfortable on luxurious u-seat near by the captain or enjoy the sun on the sundeck. Cruising in comfort for hours on end, powered by single-engine configurations of up to 250 hp. Aboard the all-new Maxima 820 retro.

👑 Maxima 820 Retro



👑 Maxima 820 Retro





## Maxima 720 Retro

### Specifications

<b>Length:</b>	7,20 meter
<b>Beam:</b>	2,50 meter
<b>Draft:</b>	0,50 meter
<b>Weight:</b>	980 kg
<b>CE category:</b>	C
<b>Number of people:</b>	10
<b>Maximum power:</b>	150 hp
<b>Bridge clearance:</b>	1,12 meter

### Standard equipment

- Standard hull color:  
black, dark grey, light grey, dark blue or white
- Stainless steel protective strip around the swim platform
- Stainless steel protective strip bow including eye
- Stainless steel rail fore deck
- Stainless steel rail around backseat
- Rope with stainless steel end natural or black
- Storage boxes
- Separate toilet or storage in the front
- Storage boxes for kitchen or refrigerator
- Stainless steel cleats (6 pieces)
- Perfect seat
- Luxury cushions (diamond/hitch/buck)
- Steering console
- Steering system deluxe
- Steering wheel
- Waterline (color: black, white, grey or orange)



## Maxima 720 Retro

The Maxima 720 retro is a completely new model in terms of shape and layout. This sloop is the tender hit of the year and, partly in view of its standard equipment, can be called unique! This boat is characterized by its smooth hull with integrated rope and integrated swim platform, stainless steel railings and stainless steel protective strips.



## Maxima 620 Retro

### Specifications

<b>Length:</b>	6,15 meter
<b>Beam:</b>	2,30 meter
<b>Draft:</b>	0,40 meter
<b>Weight:</b>	840 kg
<b>CE category:</b>	C/D
<b>Number of people:</b>	8
<b>Maximum power:</b>	60 hp
<b>Bridge clearance:</b>	1,15 meter

### Standard equipment

- Standard hull color:  
black, dark grey, light grey, dark blue or white
- Stainless steel protective strip around the swim platform
- Stainless steel protective strip bow including eye
- Stainless steel rail fore deck
- Stainless steel rail around backseat
- Stainless steel handrail swim platform
- Rope with stainless steel end natural or black
- Storage boxes
- Storage box for chemical toilet
- Storage boxes for kitchen or refrigerator
- Anchor box fore deck
- Stainless steel cleats (6 pieces)
- Perfect seat
- Luxury cushions (diamond/hitch/buck)
- Steering console with cupholders and storage box
- Steering system deluxe
- Steering wheel
- Waterline (color: black, white, grey or orange)



## Maxima 620 Retro

The maxima 620 retro has a completely new shape and layout. A tight smooth hull with an integrated rope and an integrated swim platform.



## Maxima 620 Retro MC

### Specifications

<b>Length:</b>	6,15 meter
<b>Beam:</b>	2,30 meter
<b>Draft:</b>	0,40 meter
<b>Weight:</b>	840 kg
<b>CE category:</b>	C/D
<b>Number of people:</b>	8
<b>Maximum power:</b>	60 hp
<b>Bridge clearance:</b>	1,15 meter

### Standard equipment

- Standard hull color:  
black, dark grey, light grey, dark blue or white
- Stainless steel protective strip around the swim platform
- Stainless steel protective strip bow including eye
- Stainless steel rail fore deck
- Stainless steel rail around backseat
- Stainless steel handrail swim platform
- Rope with stainless steel end natural or black
- Storage boxes
- Storage box for chemical toilet
- Storage boxes for kitchen or refrigerator
- Anchor box fore deck
- Stainless steel cleats (6 pieces)
- Perfect seat
- Luxury cushions (diamond/hitch/buck)
- Steering console
- Steering system deluxe
- Steering wheel
- Waterline (color: black, white, grey or orange)



## Maxima 620 Retro MC

The Maxima 620 retro MC is exactly the same as the maxima 620 retro, only with a center console. This gives you even more space in the cockpit and therefore more living space in the boat.




## Maxima 730

### Specifications

<b>Length:</b>	7,10 meter
<b>Beam:</b>	2,50 meter
<b>Draft:</b>	0,40 meter
<b>Weight:</b>	980 kg
<b>CE category:</b>	C
<b>Number of people:</b>	10
<b>Maximum power:</b>	150 hp
<b>Bridge clearance:</b>	1,12 meter

### Standard equipment

- Standard hull color:  
black, dark grey, light grey, dark blue or white
- Stainless steel protective strip around the swim platform
- Stainless steel protective strip bow including eye
- Stainless steel rail fore deck
- Stainless steel rail around backseat
- Rubber bumper with stainless steel end (black or light grey)
- Storage boxes
- Separate toilet or storage in the front
- Storage boxes for kitchen or refrigerator
- Stainless steel cleats (6 pieces)
- Perfect seat
- Luxury cushions (diamond/hitch/buck)
- Steering console
- Steering system deluxe
- Steering wheel
- Waterline (color: black, white, grey or orange)



## Maxima 730

The Maxima 730 tender stands for comfort, modern look and speed. With a maximum of 150 hp, this can be called a wolf in sheep's clothing. Lots of comfort due to a lot of interior space and even a closed toilet room / storage space.



## Maxima 730I

### Specifications

<b>Length:</b>	7,10 meter
<b>Beam:</b>	2,50 meter
<b>Draft:</b>	0,50 meter
<b>Weight:</b>	1250 kg
<b>CE category:</b>	C/D
<b>Number of people:</b>	10
<b>Maximum power:</b>	110 hp inboard diesel
<b>Bridge clearance:</b>	1,12 meter

### Standard equipment

- Standard hull color:
  - black, dark grey, light grey, dark blue or white
- Stainless steel protective strip bow including eye
- Stainless steel rail fore deck
- Rubber bumper with stainless steel end (black)
- Storage boxes
- Separate toilet or storage in the front
- Storage boxes for kitchen or refrigerator
- Stainless steel cleats (6 pieces)
- Perfect seat
- Luxury cushions (diamond/hitch/buck)
- Steering console
- Steering system deluxe
- Steering wheel
- Waterline (color: black, white, grey or orange)



## Maxima 730I

The Maxima 730I is the largest model in the inboard diesel series. This is the inboard diesel version of the Maxima 730. Here, too, the rear entry is provided for the comfortable boarding of your tender. Furthermore, a lot of space and a lot of comfort on board. Nice high cushions, a toilet / storage space and option for a refrigerator and a kitchen. A lot of space and a lot of comfort on board.





## Maxima 630

### Specifications

<b>Length:</b>	6,10 meter
<b>Beam:</b>	2,30 meter
<b>Draft:</b>	0,40 meter
<b>Weight:</b>	840 kg
<b>CE category:</b>	C/D
<b>Number of people:</b>	8
<b>Maximum power:</b>	60 hp
<b>Bridge clearance:</b>	1,02 meter

### Standard equipment

- Standard hull color:  
black, dark grey, light grey, dark blue or white
- Stainless steel protective strip around the swim platform
- Stainless steel protective strip bow including eye
- Stainless steel rail fore deck
- Stainless steel rail around backseat
- Stainless steel handrails on well
- Rubber bumper with stainless steel end (black or light grey)
- Storage boxes
- Storage box for chemical toilet
- Storage boxes for kitchen or refrigerator
- Anchor box fore deck
- Stainless steel cleats (6 pieces)
- Perfect seat
- Luxury cushions (diamond/hitch/buck)
- Steering console
- Steering system deluxe
- Steering wheel
- Waterline (color: black, white, grey or orange)

## Maxima 630

The Maxima 630 tender is completely new in form and layout. The fast sailing tender hit. A tight smooth hull with a rubber bumper and an integrated swim platform.





## Maxima 630I

### Specifications

Length:	6,10 meter
Beam:	2,30 meter
Draft:	0,40 meter
Weight:	950 kg
CE category:	C/D
Number of people:	8
Maximum power:	52 hp inboard motor diesel
Bridge clearance:	1,02 meter

### Standard equipment

- Standard hull color:  
black, dark grey, light grey, dark blue or white
- Vetus 16 hp diesel 2 cylinders
- Stainless steel protective strip around the swim platform
- Stainless steel protective strip bow including eye
- Stainless steel rail fore deck
- Rubber bumper with stainless steel end (black or light grey)
- Storage boxes
- Storage box for kitchen or refrigerator
- Storage for chemical toilet
- Anchor box fore deck
- Stainless steel cleats (6 pieces)
- Perfect seat
- Luxury cushions (diamond/hitch/buck)
- Rear entry with door
- Steering console with motor box
- Steering system deluxe
- Steering wheel
- Waterline (color: black, white, grey or orange)



## Maxima 630I

The Maxima 630I is unique in shape and layout. This is the diesel inboard version of the 630. The unique thing about this boat is the rear entry, for comfortable boarding of your tender. A sleek smooth hull with a rubber bumper and an integrated bathing platform make this tender a real eye-catcher.



## Maxima 750 Flying Lounge

### Specifications

<b>Length:</b>	7,50 meter
<b>Beam:</b>	2,50 meter
<b>Draft:</b>	0,60 meter
<b>Weight:</b>	1250 kg
<b>CE category:</b>	C
<b>Number of people:</b>	12
<b>Maximum power:</b>	100 hp
<b>Bridge clearance:</b>	1,23 meter

### Standard equipment

- Standard hull color:  
black, dark grey, light grey, dark blue or white
- Stainless steel protective strip bow including eye
- Stainless steel rail fore deck
- Stainless steel handrail swim platform
- Rubber bumper with stainless steel end (black)
- Storage boxes
- Separate toilet or storage in the front
- Storage boxes for kitchen or refrigerator
- Stainless steel cleats (6 pieces)
- Perfect seat
- Luxury cushions (diamond/hitch/buck)
- Steering console
- Steering system deluxe
- Steering wheel
- Waterline (color: black, white, grey or orange)



## Maxima 750 Flying Lounge

The Maxima 750 Flying Lounge is a spacious and practical lounge sloop with a fast-sailing underwater hull. A boat that achieves a top speed up to 50 km/h with 100 hp!



## Maxima 650 Flying Lounge

### Specifications

Length:	6,50 meter
Beam:	2,25 meter
Draft:	0,40 meter
Weight:	950 kg
CE category:	C/D
Number of people:	8
Maximum power:	100 hp
Bridge clearance:	1,15 meter

### Standard equipment

- Standard hull color:  
black, dark grey, light grey, dark blue or white
- Stainless steel protective strip bow including eye
- Stainless steel handrail swim platform
- Rubber bumper with stainless steel end (black)
- Storage boxes
- Storage for chemical toilet
- Storage boxes for kitchen or refrigerator
- Anchor box fore deck
- Stainless steel cleats (6 pieces)
- Perfect seat
- Luxury cushions (diamond/hitch/buck)
- Steering console
- Steering system deluxe
- Steering wheel
- Waterline (color: black, white, grey or orange)



## Maxima 650 Flying Lounge

The Maxima 650 Flying Lounge is completely new on the market and is available with an outboard motor in the well up to 100 hp! Inspired by a traditional lifeboat with a fast-sailing underwater ship with a top speed up to 50 km/h . This boat is unique on the market and equipped with a self-draining cockpit with optimum layout. Course-stable but especially sporty sailing characteristics are some of the key words of this beautiful tender!



## Maxima 600

### Specifications

<b>Length:</b>	5,80 meter
<b>Beam:</b>	2,25 meter
<b>Draft:</b>	0,40 meter
<b>Weight:</b>	850 kg
<b>CE category:</b>	C/D
<b>Number of people:</b>	8
<b>Maximum power:</b>	60 hp
<b>Bridge clearance:</b>	1,02 meter

### Standard equipment

- Standard hull color:  
black, dark grey, light grey, dark blue or white
- Stainless steel bow eye
- Stainless steel handrails on well
- Rope with stainless steel end (natural or black)
- Storage boxes
- Storage box for chemical toilet
- Anchor box fore deck
- Stainless steel cleats (6 pieces)
- Perfect seat
- Luxury cushions (diamond/hitch/buck)
- Steering console
- Steering system deluxe
- Steering wheel
- Waterline (color: black, white, grey or orange)



## Maxima 600

The Maxima 600 is a sophisticated model that has both, the nostalgic element and the modern element. A smooth hull with a rope and an integrated swim platform.



## Maxima 550

### Specifications

Length:	5,43 meter
Beam:	2,25 meter
Draft:	0,40 meter
Weight:	490 kg
CE category:	C/D
Number of people:	6
Maximum power:	50 hp
Bridge clearance:	0,93 meter

### Standard equipment

- Standard hull color:  
black, dark grey, light grey, dark blue or white
- Stainless steel bow eye
- Rope with stainless steel end (natural or black)
- Storage boxes
- Storage box for chemical toilet
- Anchor box fore deck
- Stainless steel cleats (6 pieces)
- Perfect seat
- Luxury cushions (diamond/hitch/buck)
- Steering console
- Steering system deluxe
- Steering wheel
- Waterline (color: black, white, grey or orange)

## Maxima 550

Maximum enjoyment for a maximum price/quality ratio with this Maxima 550. Sleek and elegant, lots of interior space and a feast for the eyes.





## Maxima 490

### Specifications

<b>Length:</b>	4,90 meter
<b>Beam:</b>	2,08 meter
<b>Draft:</b>	0,40 meter
<b>Weight:</b>	375 kg
<b>CE category:</b>	C/D
<b>Number of people:</b>	6
<b>Maximum power:</b>	40 hp
<b>Bridge clearance:</b>	1,02 meter

### Standard equipment

- Standard hull color:  
black, dark grey, light grey, dark blue or white
- Stainless steel bow eye
- Rope with stainless steel end (natural or black)
- Storage boxes
- Storage box for chemical toilet
- Anchor box fore deck
- Stainless steel cleats (6 pieces)
- Perfect seat
- Luxury cushions (diamond/hitch/buck)
- Steering console
- Steering system deluxe
- Steering wheel
- Waterline (color: black, white, grey or orange)



## Maxima 490

The Maxima 490 is unique in its kind. A modern look for this sloop with a sleek hull and a lot of interior space. This ensures that he blows away the other boats in this length.





## Maxima 485

### Specifications

<b>Length:</b>	4,85 meter
<b>Beam:</b>	1,90 meter
<b>Draft:</b>	0,30 meter
<b>Weight:</b>	375 kg
<b>CE category:</b>	C/D
<b>Number of people:</b>	6
<b>Maximum power:</b>	40 hp
<b>Bridge clearance:</b>	1,02 meter

### Standard equipment

- Standard hull color:  
black, dark grey, light grey, dark blue or white
- Stainless steel bow eye
- Rope with stainless steel end (natural or black)
- Storage boxes
- Storage box for chemical toilet
- Anchor box fore deck
- Stainless steel cleats (6 pieces)
- Perfect seat
- Luxury cushions (diamond/hitch/buck)
- Steering console
- Steering system deluxe
- Steering wheel
- Waterline (color: black, white, grey or orange)



## Maxima 485

The Maxima 485 in keywords? Entry-level model, but not in terms of performance. Rank but still robust. Stylish but still tough.





Sprayhood with stainless steel frame and back cover



Curtain sprayhood



Chemical toilet



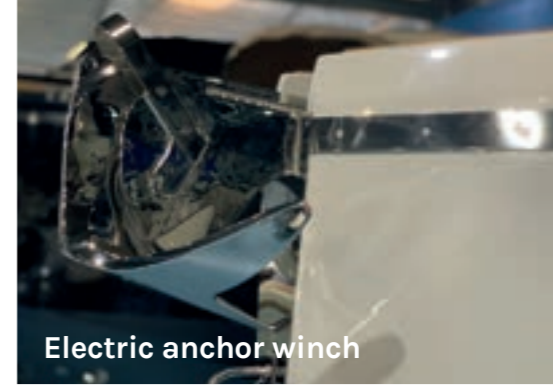
Armrest with 2 stainless steel cupholders



Carbon package



Stainless steel handrail console



Electric anchor winch



Speakers with LED



Bun cushion



Sprayhood summer



Antifouling system



Cockpit door



Deluxe package: finteek floor, bilgepump, navigation lights, 12V accessoirespanel



Permateak



Glass in cockpit Garmin



Sun bed



Build in tank 120 liters



Hydraulic steering system



Table with finteek




SCM approved outboard motor lock




Bimini top



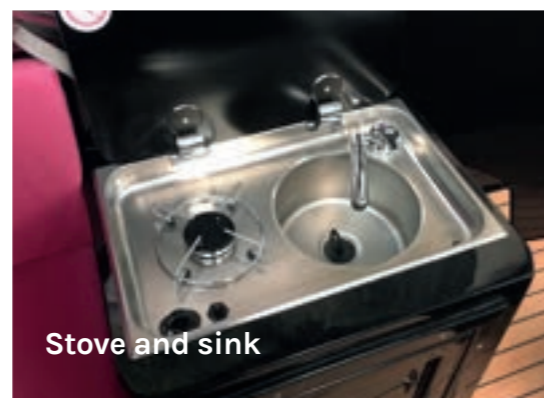
Raised seat cushion



Stainless steel swim ladder



Refrigerator



Stove and sink



Table with finteek



Luxury cushions with diamonds



Bow thruster



Duck mat



Maxima pillows

## Standard colors

---

RAL 5004 - Blackblue

RAL 9005 - Black

RAL 7021 - Blackgrey

RAL 9016 - White

RAL 7035 - Light grey



## Sprayhood

---

Sprayhood Carbon

Sprayhood Mineral

Sprayhood Negro

Sprayhood Tweed Negro

Sprayhood Vision

## Cushions

---

Charcoal

Cognac Buck

Diamond Carbon

Diamond Otono

Diamond Sunset

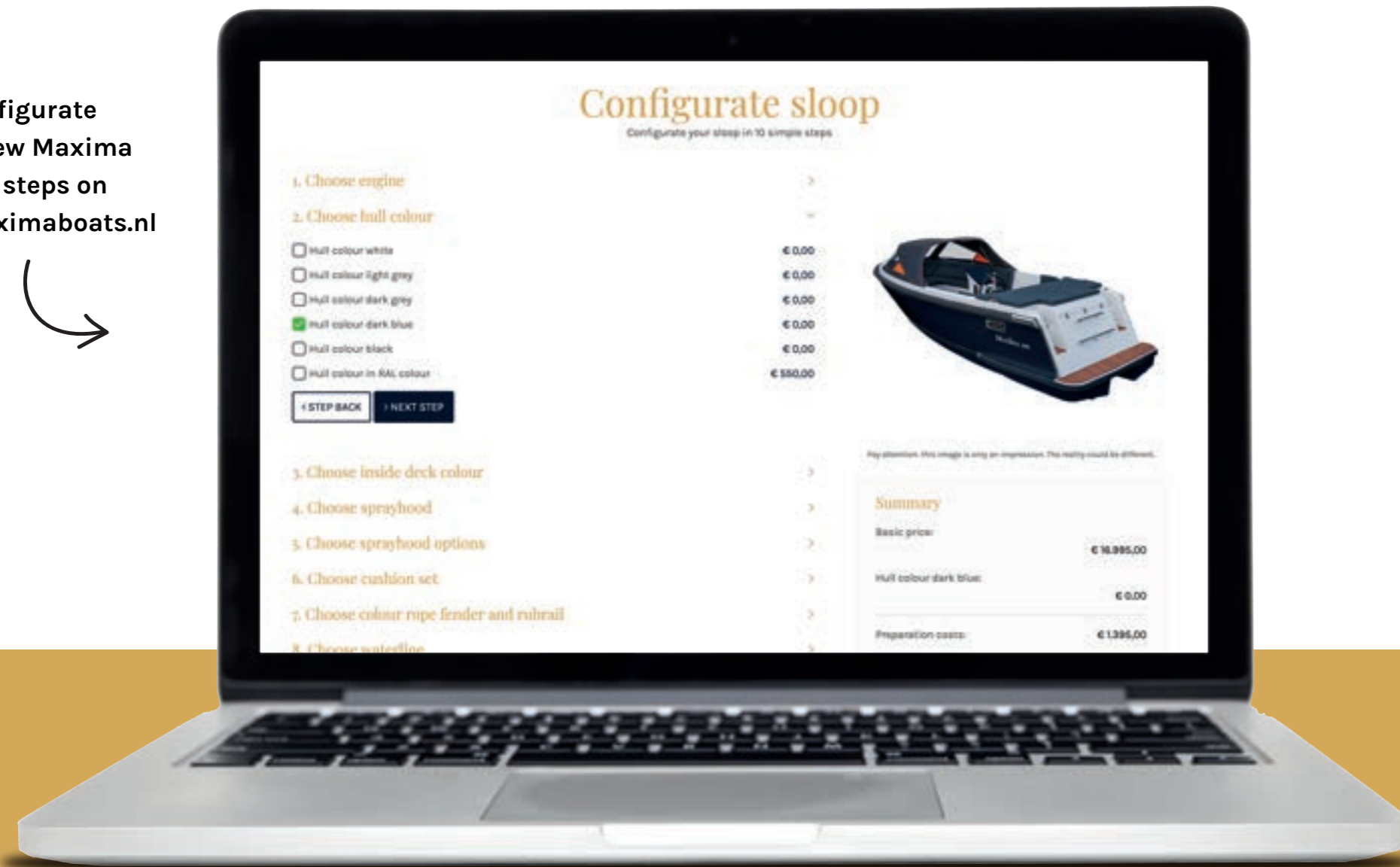
Hitch Neutra

Hitch Seashell

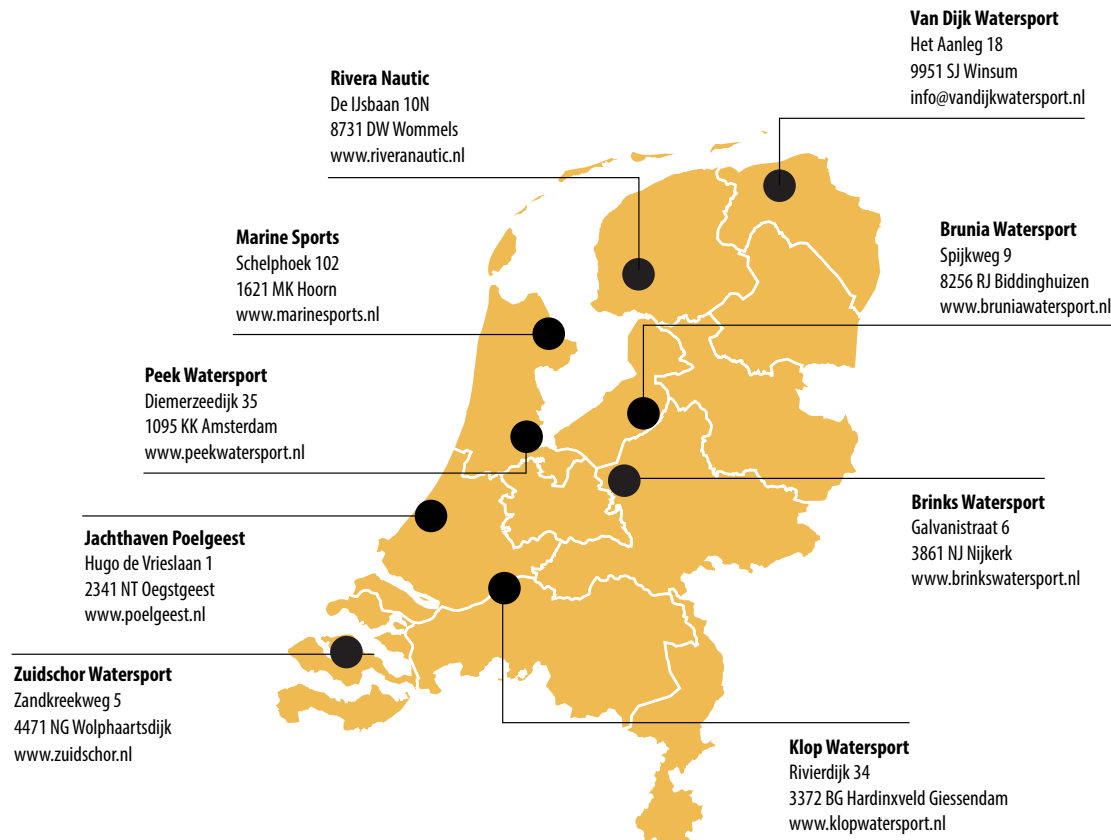


# Maxima Boats Configurator

Configure  
your new Maxima  
in 10 steps on  
[www.maximaboats.nl](http://www.maximaboats.nl)



## INTERNATIONAL DEALERS



**Acaster Marine**  
Waterline Industrial Estate  
YO23 2UY York  
UK  
www.acastermarine.co.uk

**Barbridge Marina**  
Barbridge Marina  
CW5 6BE Nantwich  
UK  
www.barbridgemarine.co.uk

**D&R Engineering Ltd**  
Walton Marina  
KT12 1QW Walton on Thames  
UK  
www.outboardsandinboards.co.uk

**Maiden Marine Ltd**  
Ferry Nab  
LA23 3JH Bowness on Windermere  
UK  
www.maiden-marine.co.uk

**Marine Tech**  
The Boatyard, Fleet Lane  
South Walsham  
NR13 6ED Norwich  
UK  
www.marine-tech.co.uk

**Salcombe sailing**  
Island Street  
TQ8 8DP Salcombe  
UK  
www.salcombesailingdevon.co.uk

**TL Harvey LTD**  
Whitworth Close  
WS10 8LJ Darlaston  
UK  
www.tlharveymarine.com

**Production Yachts Ltd**  
Port Edgar Marina  
EH30 9SQ Queensferry  
Scotland  
www.portedgar.co.uk

**Demedts Marine**  
Emiel Clausstraat 59  
8793 Waregem  
Belgium  
www.demedtsmarine.be

**Garage Des Sports**  
Voie de Liège 18  
4681 Oupeye  
Belgium  
www.garagedessports.be

**YP-Service GmbH**  
Kastanienallee 22C  
D-14471 Potsdam  
Germany  
www.hysd.de

**Bodensee Nautic GmbH**  
Hegnerstrasse 10  
D-78465 Konstanz-Dettingen  
Germany  
www.bodenseenautic.de

**Siim Bad & Motor A/S**  
Knudlundvej 8-10  
8653 Them - Silkenborg  
Denmark  
www.siim.dk

**Marin & Fritid AB Örebro**  
Aspholmsvägen 3  
70227 Örebro  
Sweden  
www.marinfritid.com

**Marin & Fritid Karlstad**  
Nattvindsgatan Orsholmen 2pa  
652 21 Karlstad  
Sweden  
www.marinfritid.com

**Marin & Fritid Laxa**  
Klockartorp 3E20  
695 32 Laxa  
Sweden  
www.marinfritid.com

**GN Boats OY**  
Gneissikaari 5  
01150 Soderkulla  
Finland  
www.gnboats.fi

**Yacht Centar Baotic**  
Maksimirska 282  
10000 Zagreb  
Croatia  
www.baotic-yachting.com

**Boats Mediterrani**  
Gran via Pau Casals 3  
17480 Roses Girona  
Spain  
www.boatsmediterrani.com

**Legacy Marine**  
3050 SE Dixie Hwy  
Stuart, Florida  
34997  
USA  
www.legacymarine.com

**Maxima Boats USA**  
3050 SE Dixie Hwy  
Stuart, Florida  
34997  
USA  
www.maximaboatsusa.com

**Sirocco Marine Melbourne**  
Capital Court Braeside 6  
VIC3195 Melbourne  
Australia  
www.siroccomarinemelbourne.com.au

**Sirocco Marine South**  
Cawarra Road 79  
NSW 2229 Sydney  
Australia  
www.siroccomarinesouth.com.au

**Sirocco Marine Queensland**  
Waterway Drive 76  
QLD 4209  
Gold Coast  
Australia  
www.siroccomarinequeensland.com.au

**MAXIMA**  
BOATS

### Maximum performance from our dealer network.

Wouldn't you prefer to buy your new Maxima nearby? And then of course at a reliable dealer with expertise. That's what we stand for. Years of experience and full service watersports companies have been carefully selected as dealers of Maxima Boats. Total care is a core value of our dealer network.

[WWW.MAXIMABOATS.COM](http://WWW.MAXIMABOATS.COM)